






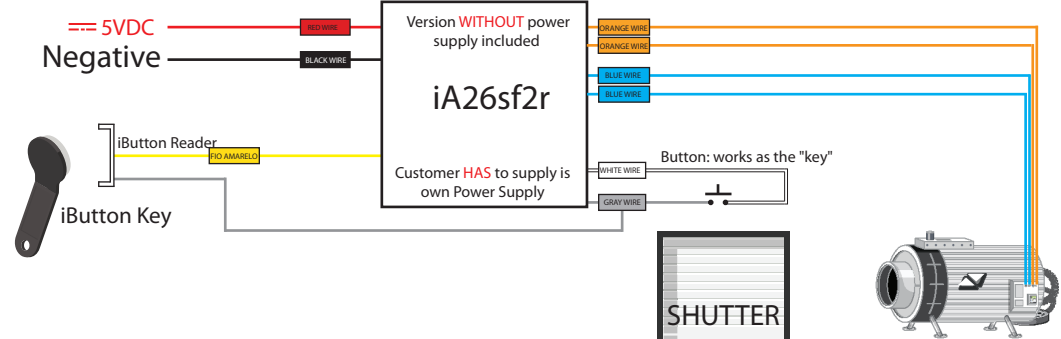


ASSEMBLY DIAGRAM FOR THE iA26sfShutter and iA26cfShutter MODULES

-  RELAY 1 ▲
-  RELAY 2 ▼
-  - **Negative**
-  **+5V**
-  GND COMMON
-  Exit Button
-  + iButton Reader



-  Live 110V/220V
-  Neutral
-  RELAY 1 ▲
-  RELAY 2 ▼
-  Exit Button
-  + iButton Reader
-  GND Common

