






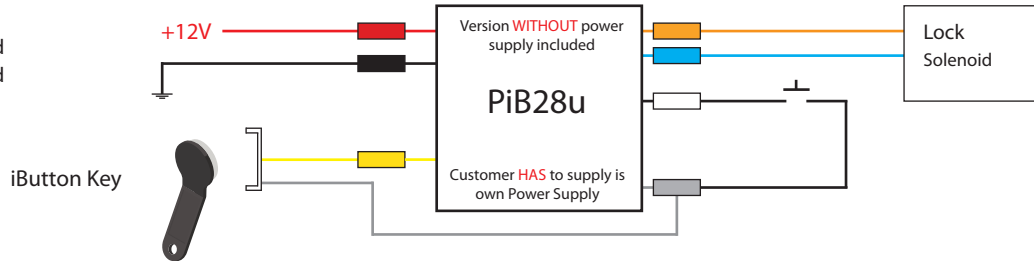









## ASSEMBLY DIAGRAM FOR THE iA26sf e iA26cf MODULES

-  +12V Lock Solenoid
-  GND Lock Solenoid
-  Ground
-  +12V
-  GND Common
-  Exit Button
-  + iButton Reader



-  Live 110V/220V
-  Neutral
-  +12V Lock Solenoid
-  GND Lock Solenoid
-  Exit Button
-  + iButton Reader
-  GND Common

